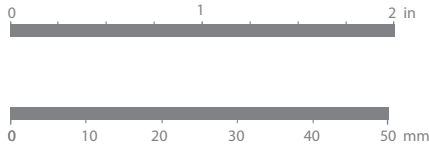


## HOW TO DETERMINE YOUR RING SIZE

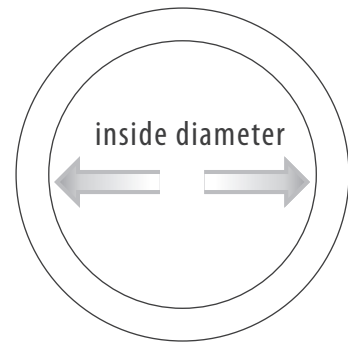
### CONFIRM PRINTED PAPER SIZE




1. **Ring measurements are very precise.** Carefully follow these instructions to obtain an accurate measurement.
2. **Prior to printing,** ensure that Page Scaling is set to "None" on your print dialog box. (To open the print dialog box, press CTRL+P.)
3. **Measure the bar on the left.** It must be exactly 2 inches or 50 mm long.

### MEASURE CURRENT RING

1. Select a ring that properly fits the intended finger.
2. Place the ring over the circles below. Match the inside edge of the ring to the circle nearest in size. This measurement refers to the inside *diameter* of the ring.
3. If the ring falls between two sizes, order the larger size.



### MEASUREMENTS MATCH THE INSIDE EDGE OF THE RING



### MEASUREMENTS REFLECT RING SIZES IN THE UK AND IRELAND

## INTERNATIONAL RING SIZE CHART

Circumference (mm)	Diameter (mm)	UK, Europe, & Australia	United States & Canada	CN/SG/JP	HK	Switzerland
44.2	14.1	F	3	4	6	4
44.8	14.3	F½		5		5¼
45.5	14.5	G	3½		7.5	
46.1	14.7	G½		6		6½
46.8	14.9	H	4	7	9	
47.4	15.1	H½				7¾
48.0	15.3	I	4½	8	10	
48.7	15.5	J				9
49.3	15.7	J½	5	9	11	
50.0	15.9	K				10
50.6	16.1	K½	5½	10	12	
51.2	16.3	L				11¾
51.9	16.5	L½	6	11	13	12¾
52.5	16.7	M		12		
53.1	16.9	M½	6½	13	14.5	14
53.8	17.1	N				
54.4	17.3	N½	7	14	16	15¼
55.1	17.5	O				
55.7	17.7	O½	7½	15	17	16½
56.3	17.9	P				
57.0	18.1	P½	8	16		17¾
57.2	18.2				18	
57.6	18.3	Q				
58.3	18.5	Q½	8½	17	19	
58.9	18.8	R				19
59.5	19.0	R½	9	18	20.5	
60.2	19.2	S				20¼
60.8	19.4	S½	9½	19	22	
61.4	19.6	T				21½
62.1	19.8	T½	10	20	23	
62.7	20.0	U		21		
63.4	20.2	U½	10½	22	24	22¾
64.0	20.4	V				
64.6	20.6	V½	11	23	25	
65.3	20.8	W				25
65.9	21.0	W½	11½	24	26	
66.6	21.2	X				
67.2	21.4	X½	12	25	27.75	27½
67.8	21.6	Y				
68.5	21.8	Z	12½	26		28¾
69.1	22.0	Z½				
69.7	22.2		13	27	30	
70.4	22.4	Z+1				
71.0	22.6		13½			